

## GYEON QUARTZ COATINGS MANUAL

Congratulations on choosing one of **GYEON QUARTZ** high quality quartz coatings. With this user manual we would like to share with you basic tips on surface preparation and application to ensure your full satisfaction and safety of work.

## TECH-FACTS AND APPLICATION TIPS


Never apply a coating outside a garage or detailing studio. Never work in direct sunlight/outside. Ensure the area you work in well ventilated.

Ensure the car stays in stable conditions without the risk of rainfall or rapid humidity changes. Always respect individual product application instructions.

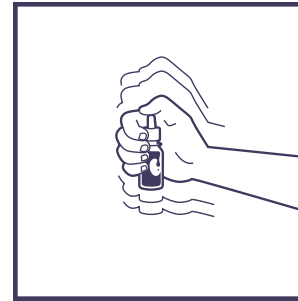
### Q<sup>2</sup> TRIM



Wash and degrease the trim surface with a strong degreasing agent.



Ensure the surface is oil free and completely dry. Use **Q<sup>2</sup>M PREP** before applying the coating.



Shake the bottle before use.



Wipe **Q<sup>2</sup>TRIM** on to the surface in a criss-cross pattern. Ensure a thick layer has built up.



Wipe off if necessary shortly after application. Wipe off depends on climate (ask your supplier for advice).


#### PRECAUTIONS:

- Skin protection recommended.
- Work in a well-ventilated area.
- Store in a dark, dry and cool place.
- Keep out of reach of children.
- Avoid applying in direct sunlight.

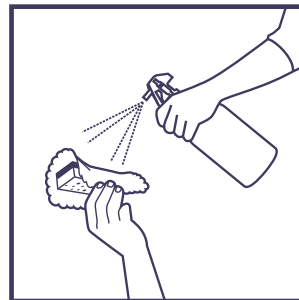
The coat is fully dry after 24 hours. Only after that time can the car be driven.

The drying process can be accelerated if the coating is heated with infrared lamps.


### Q<sup>2</sup> ANTIFOG




Ensure that the surface is well cleaned with **Q<sup>2</sup>M GLASS**. Use of **Q<sup>2</sup>M PREP** for further degreasing is recommended.



Apply a small amount of the product onto the surface using a suede applicator.

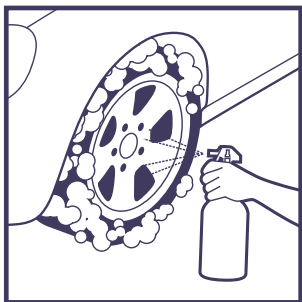


Always apply in a criss-cross motion until only a hardly visible haze remains.



Wipe after 2-5 minutes with a soft microfibre

## Q<sup>2</sup> RIM



Wash the rim with a strong degreasing agent.

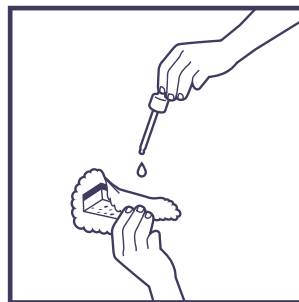


Always use **Q<sup>2</sup>M IRON** and **Q<sup>2</sup>M TAR** while cleaning the surface. If additional impurities are visible, you can remove them with **Q<sup>2</sup>M CLAY**.

Use **Q<sup>2</sup>M PREP** before applying the coat (isopropyl alcohol does not fully degrease the surface).



Shake the **Q<sup>2</sup> RIM** bottle well before use.



Apply a thick layer with the attached applicator.



Wipe off immediately after application (ask your supplier for advice). Split complex-shaped rims in sections.

The coat is fully dry after 24 hours. Only after that time can the car be driven.

The drying process can be accelerated if the coating is heated with infrared lamps.

### PRECAUTIONS:

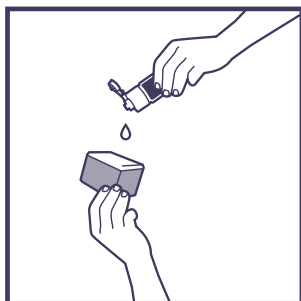
- Skin protection recommended.
- Work in a well-ventilated area.
- Store in a dark, dry and cool place.
- Keep out of reach of children.
- Avoid applying in direct sunlight.

## Q<sup>2</sup> VIEW


### Q<sup>2</sup> CLEANSE



Clean the window with **Q<sup>2</sup>M GLASS**

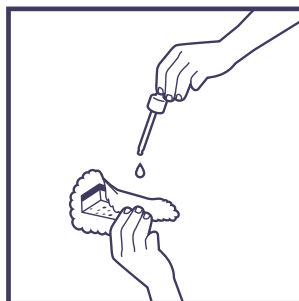


Use a soft, thick sponge to rub the product in a circular motion into the surface. Work on small areas, ensure precise cleaning.




Wipe the residue of the product with a clean, damp cloth. Wait until the surface dries out completely and apply **Q<sup>2</sup> REPEL**

### Q<sup>2</sup> REPEL

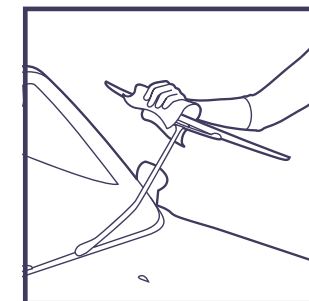


Always use the **Q<sup>2</sup> CLEANSE** cleaner to prepare the surface.

Apply **Q<sup>2</sup> REPEL** in a circular motion generously in small sections. Use a whole 20ml bottle for a windshield and 2 side windows.



After a few minutes, polish light residue with a new, fresh microfiber cloth.



For maximum durability apply a small amount of the product onto your wiper blades or replace them with new ones. Avoid any water for at least a few hours.

### PRECAUTIONS:

- Skin protection recommended.
- Work in a well-ventilated area.
- Store in a dark, dry and cool place.
- Keep out of reach of children.
- Avoid applying in direct sunlight.
- Seek medical attention if swallowed or if the user feels unwell.
- Watch out for fire or sparks - don't smoke while using.

**GYEON®**